






Papercraft Endless Card "Chikorita" Part A



Tape
OR
Glue
"C"



Tape
OR
Glue
"D"

Tape
OR
Glue
"B"



Tape
OR
Glue
"A"

“Chikorita”

Part B



INSTRUCTIONS:

1. Print Part A & B on normal paper
2. Cut out the long rectangles.
3. Fold in half.
4. Glue folded paper together.
5. Score 2 lines on each square.
6. Cut squares in half where suggested.
7. Find Parts to GLUE together A, B, C, D
8. Glue parts together and start folding!