





# Papercraft Endless Card "Squirtle" Part A



# “Squirtle”

## Part B



This part  
will be  
hidden!  
“C”

This part  
will be  
hidden!  
“B”

This part  
will be  
hidden!  
“D”

This part  
will be  
hidden!  
“A”

### INSTRUCTIONS:

1. Print Part A & B on normal paper
2. Cut out the long rectangles.
3. Fold in half.
4. Glue folded paper together.
5. Score 2 lines on each square.
6. Cut squares in half where suggested.
7. Find Parts to GLUE together A, B, C, D
8. Glue parts together and start folding!