


Instructions

- 1 Cut around all dotted edges
- 2 Fold Chatterbox in half
- 3 Press hard to sharpen edges
- 4 Open the chatterbox and fold in half the other way
- 5 Press flat with fingers
- 6 Take each corner and fold in to the centre of the chatterbox
- 7 Repeat until all 4 sides are complete
- 8 Flip the chatterbox over and repeat steps 7 & 8
- 9 Fold chatterbox in half
- 10 Slide fingers under all 4 folds and push into centre
- 11 Cut out feathers and stick onto your turkey!

Now write what you are thankful for inside your cootie catcher!

A collaboration between

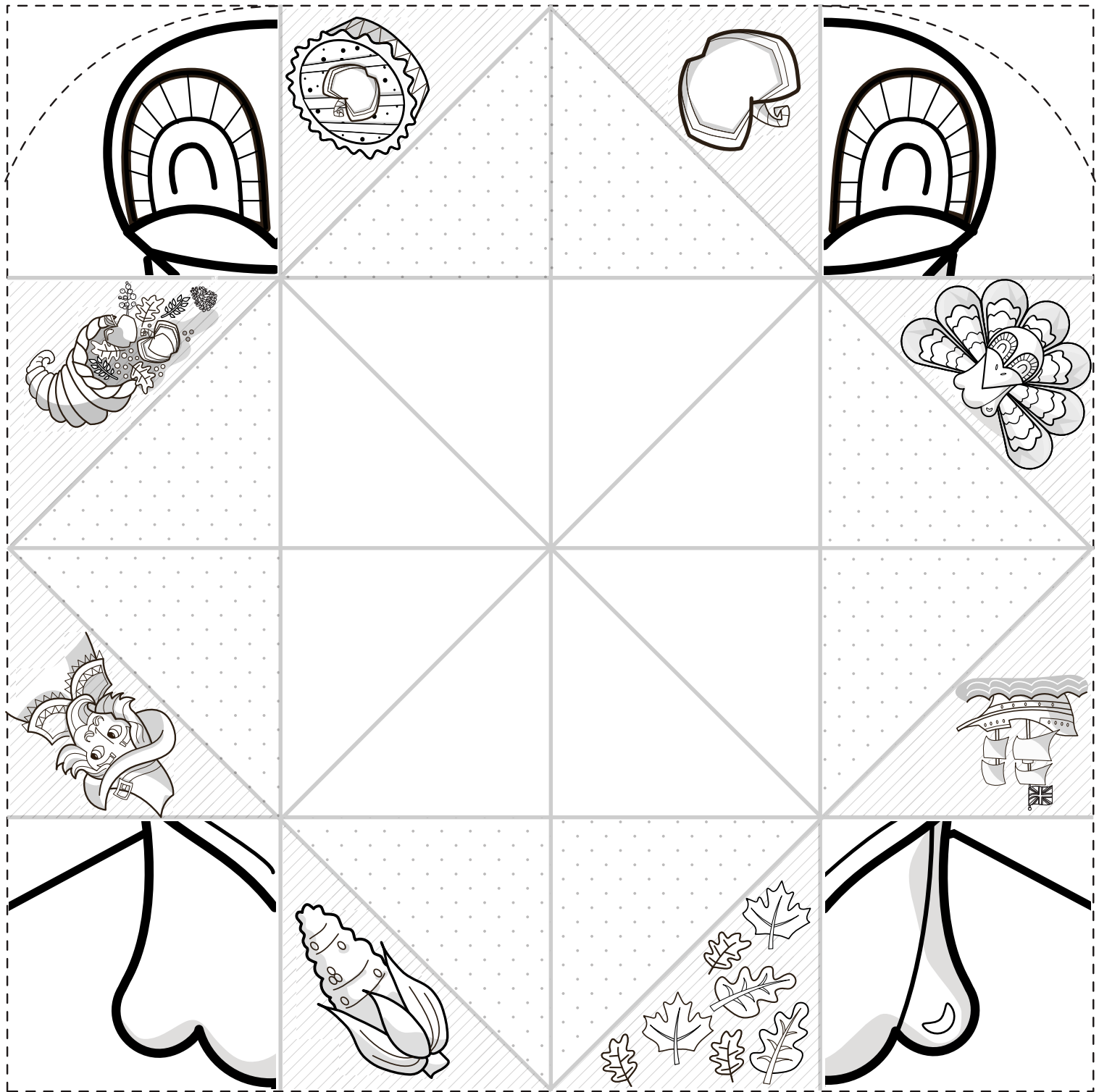


REDTED
Art

2018 ©

www.mrsactivity.co.uk

www.redtedart.com




Instructions

- 1 Cut around all dotted edges
- 2 Fold Chatterbox in half
- 3 Press hard to sharpen edges
- 4 Open the chatterbox and fold in half the other way
- 5 Press flat with fingers
- 6 Take each corner and fold in to the centre of the chatterbox
- 7 Repeat until all 4 sides are complete
- 8 Flip the chatterbox over and repeat steps 7 & 8
- 9 Fold chatterbox in half
- 10 Slide fingers under all 4 folds and push into centre
- 11 Cut out feathers and stick onto your turkey!

Now write what you are thankful for inside your cootie catcher!

A collaboration between



RED TED
Art

2018 ©


www.mrsactivity.co.uk

www.redtedart.com

Wing 1




Wing 2



Feathers

A collaboration between

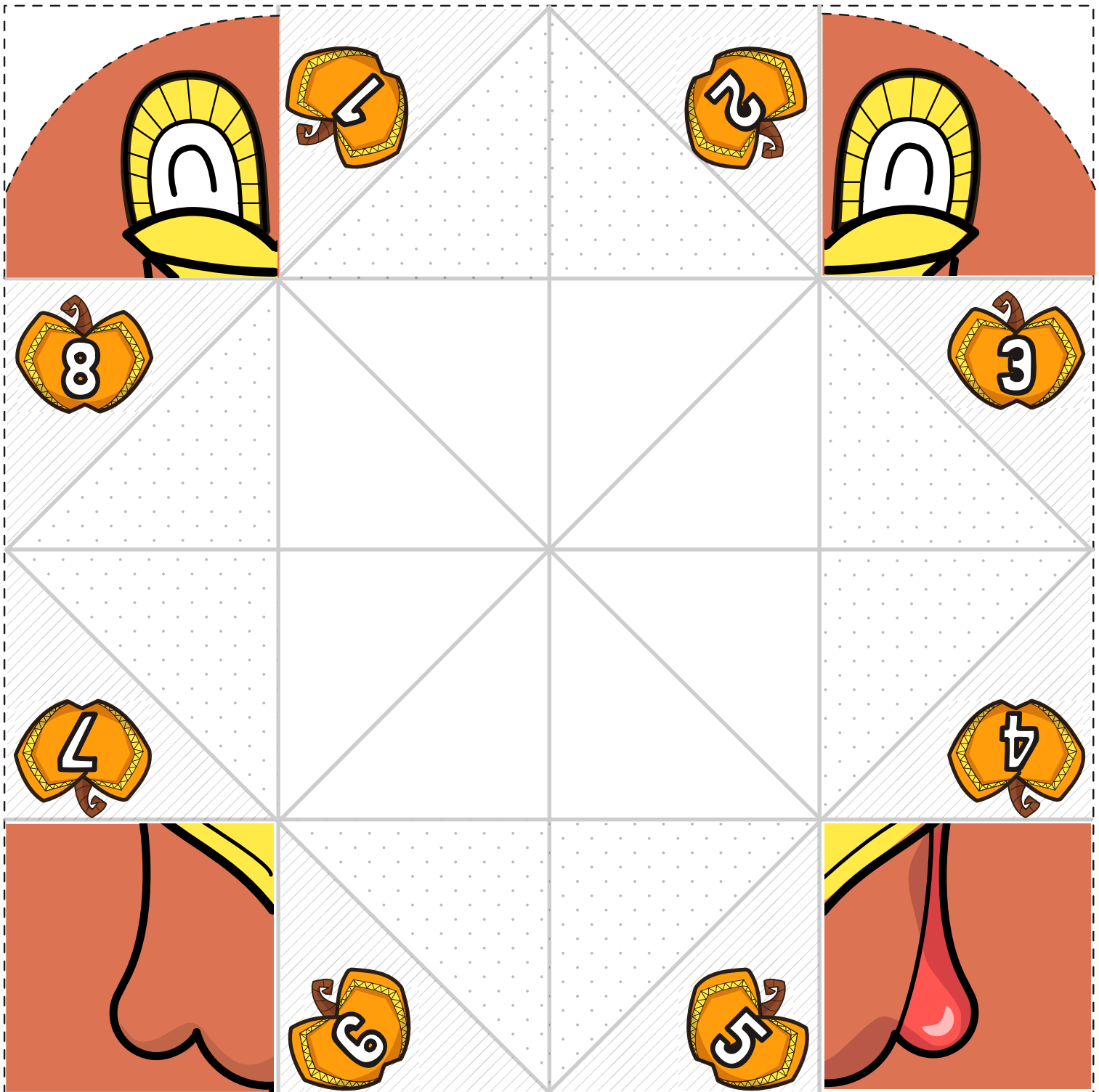


**RED TED
Art**

2018 ©

www.mrsactivity.co.uk

www.redtedart.com




Instructions


- 1 Cut around all dotted edges
- 2 Fold Chatterbox in half
- 3 Press hard to sharpen edges
- 4 Open the chatterbox and fold in half the other way
- 5 Press flat with fingers
- 6 Take each corner and fold in to the centre of the chatterbox
- 7 Repeat until all 4 sides are complete
- 8 Flip the chatterbox over and repeat steps 7 & 8
- 9 Fold chatterbox in half
- 10 Slide fingers under all 4 folds and push into centre
- 11 Cut out feathers and stick onto your turkey!

Now write what you are thankful for inside your cootie catcher!

A collaboration between



REDTED
Art




Instructions

- 1 Cut around all dotted edges
- 2 Fold Chatterbox in half
- 3 Press hard to sharpen edges
- 4 Open the chatterbox and fold in half the other way
- 5 Press flat with fingers
- 6 Take each corner and fold in to the centre of the chatterbox
- 7 Repeat until all 4 sides are complete
- 8 Flip the chatterbox over and repeat steps 7 & 8
- 9 Fold chatterbox in half
- 10 Slide fingers under all 4 folds and push into centre
- 11 Cut out feathers and stick onto your turkey!

Now write what you are thankful for inside your cootie catcher!

A collaboration between



RED TED
Art

2018 ©


www.mrsactivity.co.uk

www.redtedart.com

Wing 1




Wing 2



Feathers

A collaboration between



**RED TED
Art**

2018 ©

www.mrsactivity.co.uk

www.redtedart.com