
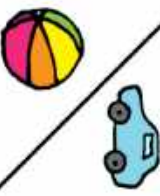









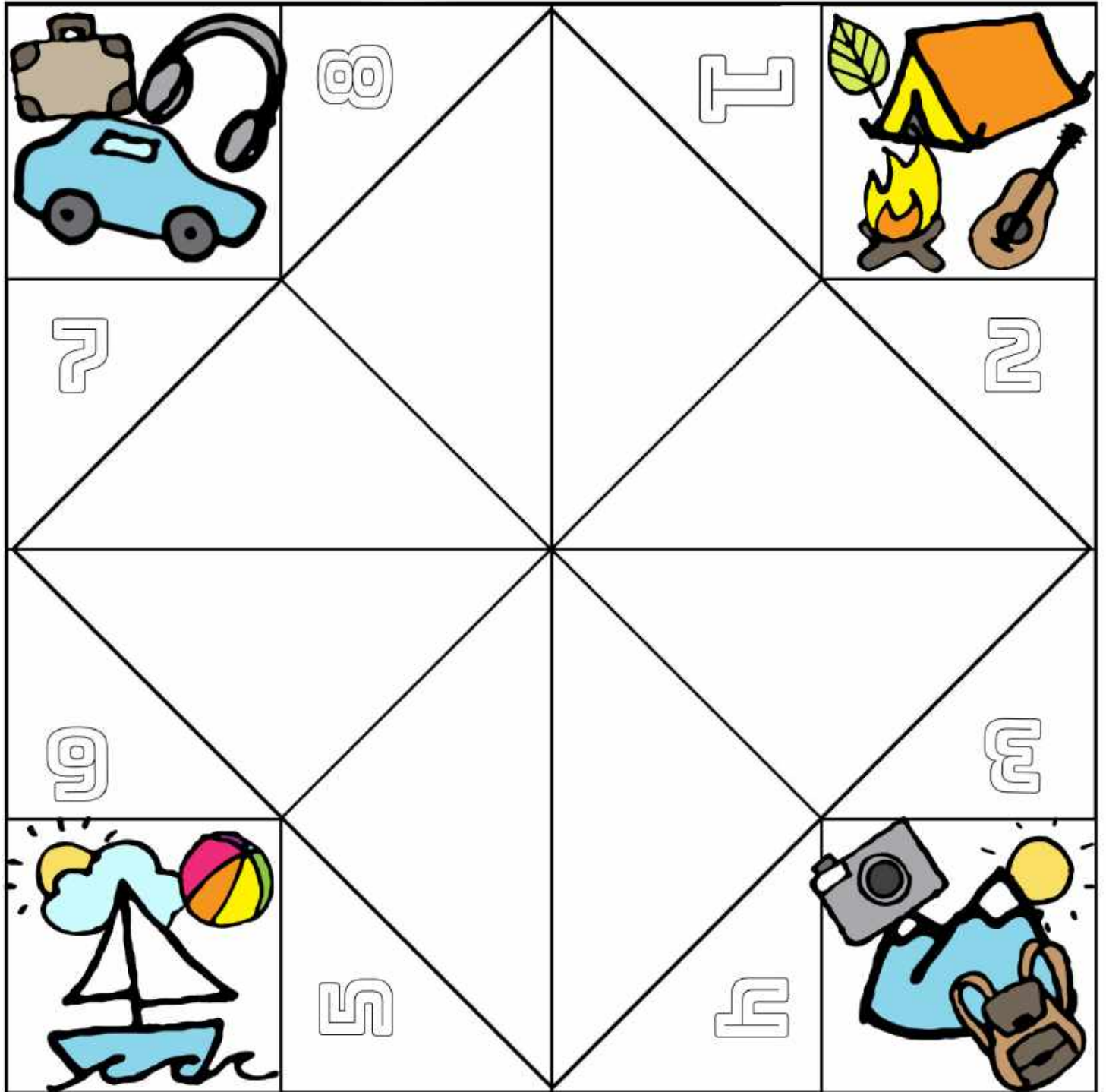

	<p>I am going on a picnic...</p> <p>Would You Rather?</p> 	<p>20 Questions</p> <p>How many can you find?</p> 	
	<p>3 Word Stories</p> <p>Number Plate Game</p> 	<p>The ABC Game</p> <p>I Spy</p> 	
			



How to make an Origami Cootie Catcher



1. Begin by folding the paper across the diagonal.

2. Open and repeat in the other direction. Open. You should now have a cross shape.

3. Bring the bottom right corner towards the middle and make a neat fold.



4. Repeat with all 4 corners.

5. Flip the paper over. You should see a faint cross on the back.

6. Bring one corner into the centre and make a neat fold.

7. Repeat with all four corners until you have a square again.

8. Fold the square in half. Open. Turn the paper and fold in half again to make a neat crease.



To open your cootie catcher, you now have to squeeze all four sides in towards each other as per the image.

Then fold open the flaps. Your basic cootie catcher is ready for use!

Classic Road Trip Games for the Family

1. **I spy** - we all know I spy (I hope!!). As with many games you can vary this up. Spy colours for younger children or say "beginning with the letter.." for older kids.
2. **The number plate game** - as with many games there are variations on this! Pick and customise to suit your needs. E.g. pick a number between 0-9.. and see how often you can spot it on a number plate. Extra points for repeat numbers. Play "country" or state bingo - see how many different number plates you can spot from different states or countries. Older kids can play the word game - pick a number plate and try and come up with words that contain the letters on the plate. Or work your way through the alphabet by spotting the number plates following the ABC
3. **20 Questions** - again a classic game for a reason! A family favourite that is easy to play! Think of "something" (a famous person, an animal, a item). The rest of the plays have 20 Yes/No questions they can ask in order to find out what it is. E.g. "Is it a mineral?" "Is it a person?" "Is it big" etc
4. **The ABC Game** - there are many variations of the ABC game. For example. Play the vegetable ABC game. The first player gives a vegetable with the letter A, then second a vegetable that starts with B ,and so on. Alternatively, EVERYONE has to name a vegetable with the letter A before you move on to B etc. The words you are looking for can be ANYTHING - cities, vegetables, sports, famous people, animals etc When we play this, we usually help each other out and try and complete it as a family. Another variation is to work yourself through the alphabet - a bit of I Spy and the ABC game combined.. find something beginning with A, then B etc. Younger kids can do this with colours or shapes.
5. **Road Trip Bingo** - a straight forward, what can you see and tick off your list. There LOTS of Road Trip Bingo printables out there - from finding road sides to spotting animals to different makes of cars. You can always write your own list and kids simply tick off how many they can spot!
6. **The Goldfish Game/ The Monkey Game (ie quiet time)** - the children make goldfish impressions, the first to talk loses. Or alternatively shout " "Order in the court, the monkey wants to talk." Whoever speaks first is the monkey. I do confess, I tried to play this with my kids MANY times.. but somehow they always seemed to know what this game was REALLY about.. ha! But even 3min peace is worth it!
7. **3 Word Stories** - My father was always fabulous at these. You give the story teller 3 words and they have to come up with a story that includes all three. You can play it with random words, or you can establish rules - e.g. a noun, a location and a verb. Totally up to you!
8. **How many will we see?** Essentially a scavenger hunt game. This is a super simple game that we have played for years - how many <insert item> will be see before the next stop/ before our destination etc. Make a guess how many of the item you will see and then count them together. E.g. at Christmas we often count Christmas trees, in the summer, we count cows etc. The person whose original guess is closest to what you actually saw wins. We often do this on walks too (e.g. how many birds/ cats/ bees/ flowers etc).
9. **I am going on a picnic/ vacation/ I am packing my suitcase** - and I am bringing.. each play ads an item in turn, but you have to repeat the full sentence. E.g. first player says: I am packing my suitcase and I am bringing my pink trainers, the next person says "I am packing my suitcase and I am bringing my pink trainers AND my fluffly llama" etc. First one to forget an item and you start again! You can also play this following the alphabet!
10. **Would You Rather Game** - a simple game where a question is asked and participants have to answer. Often the questions have a dilemma of sorts.. but not always. Make your questions road trip related or related to what you can see. E.g. would you rather drive 1000 miles with a beach view or drive 1000 miles with a mountain view? Would you rather ONLY eat ice cream forever or never eat ice cream again?